

NOTE: WITHOUT DESCRIPTION OF ACCIDENT, ESTIMATE OF REPAIR, OR OPERATOR'S SIGNATURE, REPORT WILL NOT BE ACCEPTED.

SECTION D

YOUR VEHICLE				OTHER VEHICLE				BICYCLIST	PEDESTRIAN		
DRIVER LICENSE NO.		STATE		CLASSIFICATION		DRIVER LICENSE NO.		STATE		CLASSIFICATION	
DRIVER'S NAME LAST, FIRST, MIDDLE						DRIVER'S NAME LAST, FIRST, MIDDLE					
D.O.B.				SEX		D.O.B.				SEX	
CURRENT ADDRESS, NUMBER AND STREET						CURRENT ADDRESS, NUMBER AND STREET					
PHONE NO.						PHONE NO.					
CITY/TOWN		STATE		ZIP CODE		CITY/TOWN		STATE		ZIP CODE	
PLATE NO.	STATE	TRAILER PLATE NO.	STATE			PLATE NO.	STATE	TRAILER PLATE NO.	STATE		
SAME AS DRIVER <input type="checkbox"/>		OWNER NAME LAST, FIRST, MIDDLE				SAME AS DRIVER <input type="checkbox"/>		OWNER NAME LAST, FIRST, MIDDLE			
CURRENT ADDRESS, NUMBER AND STREET						CURRENT ADDRESS, NUMBER AND STREET					
PHONE NO.						PHONE NO.					
CITY/TOWN		STATE		ZIP CODE		CITY/TOWN		STATE		ZIP CODE	
MAKE		YEAR		COMMERCIAL VEHICLE ACCIDENT <input type="checkbox"/>		MAKE		YEAR		COMMERCIAL VEHICLE ACCIDENT <input type="checkbox"/>	
V.I.N.						V.I.N.					
VEHICLE TOWED <input type="checkbox"/>		BY		TO		VEHICLE TOWED <input type="checkbox"/>		BY		TO	
DESCRIBE DAMAGE TO VEHICLE						DESCRIBE DAMAGE TO VEHICLE					
* ESTIMATED COST TO REPAIR						* ESTIMATED COST TO REPAIR					









SECTION E

YOUR INSURANCE CO.		ESTIMATED PROPERTY DAMAGE (OTHER THAN VEHICLE)	
AGENT		IDENTIFY DAMAGED PROPERTY OTHER THAN VEHICLE(S)	
ADDRESS			
POLICY NUMBER	EFFECTIVE DATE		

SECTION F

ACCIDENT DIAGRAM

Check one of the diagrams if it adequately describes the accident, OR draw your own diagram on a separate sheet and attach. Number the vehicles, with your vehicle being No. 1.

Rear  1	Passing  2	Lt. Turn  3	Intersection  4	Rt. Turn  5	Rt. Turn  6	Head On  7	Sideswipe  8
---	---	--	--	--	--	---	---

DESCRIBE THE ACCIDENT

* OPERATOR'S SIGNATURE

DATE OF REPORT

MON DAY YEAR

VEHICLE TYPE 1. Automobile 2. Pick-Up/Light Truck 3. Panel Van 8. Motorcycle 9. Moped 10. Motor Home 11. Passenger Light Van 12. Utility Vehicle (4X4) 13. Other/Unknown Light Truck 97. Motor Carrier 98. Other **			YOUR Vehicle Other Vehicle
VEHICLE DIRECTION 1. North 2. East 3. South 4. West 99. Unknown			YOUR Vehicle Other Vehicle
PRE-ACCIDENT ACTION VEHICLE: (Box 20 and/or 21) 1. Following Roadway 2. Right Turn on Red 3. Making Right Turn 4. Making Left Turn 5. Making U-Turn 6. Starting From Parked 7. Starting in Traffic 8. Slowing or Stopping 9. Stopped in Traffic 10. Entering Park Position 11. Parked Properly 12. Parked and Rolled 13. Changing Lanes/Merging 14. Overtaking/Passing 15. Passing on Right 16. Backing 17. Parked Improperly 18. Avoid Something in Road 19. Wrong Way on a 1-Way 97. OTHER Action in Road (Box 21 only) 41. Crossing with Signal 42. Crossing against Signal 43. Crossing at Crosswalk No Signal 44. Crossing No Signal/Crosswalk 45. Walk/Ride with Traffic 46. Walk/Ride against Traffic 47. Emerge from Front/Rear of Parked Vehicle 48. Get On/Off School Bus 49. Get On/Off Vehicle 50. Pushing/Working on Vehicle 51. Playing/Jogging 52. Standing/Walking 98. OTHER Pedestrian/Bicyclist Action			YOUR Vehicle Other Vehicle or Ped/Bike